



Jelly Roll Rug

When: Friday, November 30

Time: 10:00

Cost: \$59 includes pattern

Did you know you can make a rug on your sewing machine? With just a jelly roll (2 ½ in pre-cut fabric strips) you can do it! Come and let us teach you how easy it is.

Supplies:

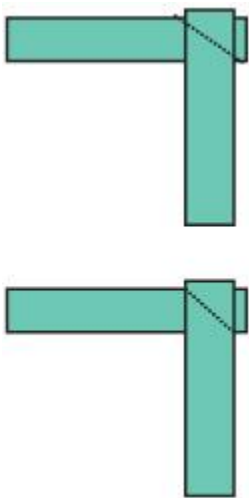
Sewing machine in good working order; scissors; correct size bobbin for your machine, large spool thread, size 14 needles, seam ripper, clips

Fabric:

-2 jelly rolls of 20 strips each or 1 jelly roll of 40 strips. If you don't have a jelly roll, you can cut your strips (40 strips of 2.5 x WOF. PRIOR to class.



- 2 packages of precut batting (or 1 ½ yards of 90-inch batting cut to 2 ½ inch strips),

For optimal classroom rug construction time, we are requiring that all attendees already have their jelly rolls of strips sewn together on diagonal (2.5 x WOF) strips. DO NOT SEW THE BATTING. See diagram below.



Upper Example

Lower Example



Incorrect

Correct